


UNLOCK  
EXCEPTIONAL  
LIVING






FOR THE SELECTED  
**F E W**

SECTOR 71, SPR, GURUGRAM





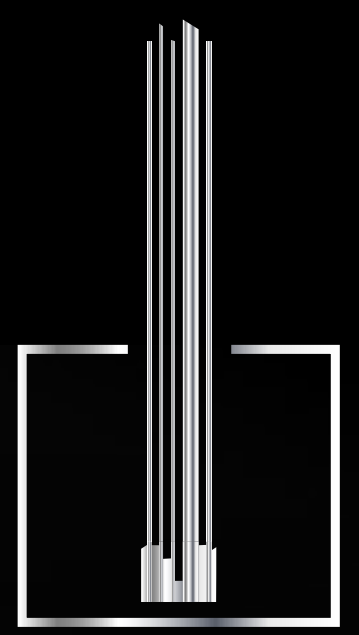
In the heart of a bustling city, where dreams intertwine with the pulse of urban life, there stands a testament to strength, durability, and prestige

# UBER-LUXURIOUS CONDOMINIUMS





## A large, golden graphic of a location pin is centered on the page. The pin's circular top contains the number '71' in a large, serif font, and the letters 'SPR' are positioned below it. The pin's stem is composed of several vertical lines. The entire graphic is set against a dark background with golden light trails and a city skyline silhouette.



# The Buzzing Epicenter: Sector 71

**ETNOW** LATEST ELECTIONS 2024 NEWS MARKETS MONEY CORPORATES WEB STORIES


Switch To हिन्दी LIVE

Patel Engineering 57.95 ▼ -5.45 (8.6%) TataSteel 165.45 ▼ -1.05 (1.16%) NHPC 94.10 ▲ 0.70 (0.75%) Zomato 195.95 ▲ 2.35 (1.21%) Indian Oil Corp

## Real Estate Market in Gurgaon: Southern Peripheral Road emerges as promising destination for realty investments

Real Estate Market in Gurgaon: The Southern Peripheral Road (SPR) has emerged as a promising destination for both residential and commercial investments.

Written by: Anish Mondal Updated Apr 3, 2024 | 12:10 PM IST



**ET NOW**  
EtNowNews.Com

Choose Peace Over Panic  
JUST LOG ON

SUBSCRIBE TO NEWSLETTER

ENTER YOUR EMAIL ID

Get the latest financial news and personalised updates to stay ahead of the rest!

Choose Peace Over Panic  
JUST LOG ON

**Real Estate in Gurugram:** The Southern Peripheral Road (SPR) in Gurgaon has emerged as a promising destination for both residential and commercial investments. The 16-km-long road provides seamless connectivity between Golf Course Road, Golf Course Extension Road, and NH-8. It also enhanced the connectivity to Sohna by interlinking NH-248A. Thus, due to its strategic location and robust connectivity, several developers have geared up to launch their luxury projects in the region.

# REPUBLIC

## Gurugram's real estate: Why are investors flocking to Southern Peripheral Road?

In the first quarter of 2024, the SPR corridor witnessed 3,614 unit launches, with the luxury segment commanding a 61% share.

Business • 4 min read  
Reported by: Laxithwe Roy

Follow:



Gurugram's realty hotspot | Image: Pexels

**NEWS 18** haryana हिन्दी

## न द्वारका एक्सप्रेसवे न गोल्फ कोर्स रोड, गुरुग्राम का ये है नया प्रॉपर्टी हॉटस्पॉट, धड़ाधड़ बिक रहे लग्जरी फ्लैट

गुरुग्राम में घर खरीदने जा रहा है तो द्वारका एक्सप्रेसवे और गोल्फ कोर्स एक्सटेंशन रोड या सोहना को भूल जाइए. अब गुड्डम ...अधिक पढ़ें

NEWS 18 हिन्दी  
LAST UPDATED: APRIL 18, 2024, 14:30 IST

Join our Channel


श्रिया गौतम

**Gurgoan new Property hotspot:** अगर आप गुडगांव में फ्लॉट या फ्लैट लेने का सपना देख रहे हैं तो अब द्वारका एक्सप्रेसवे, सोहना या न्यू गुरुग्राम को भूल जाइए. इससे भी बेस्ट जगह आपका इंतजार कर रही है. अभी तक गुरुग्राम में खाली बची इस जमीन पर अब न केवल बड़े बड़े रियल एस्टेट डेवलपर्स की नजर पड़ गई है, बल्कि वहां कंस्ट्रक्शन भी शुरू हो चुका है. यहां एक से एक बड़ी कंपनियां आकर लग्जरी फ्लैट बना रही हैं. खास बात है कि गुरुग्राम का यह हिस्सा जहां एक तरफ गोल्फ कोर्स एक्सटेंशन से जुड़ा हुआ है, वहीं दूसरी ओर नेशनल हाइवे-8 से लिंक है. इसके एक तरफ गुडगांव है तो दूसरी तरफ दिल्ली-मुंबई एक्सप्रेसवे है.

गुरुग्राम में जिस जगह की हम बात कर रहे हैं यह एनएच-8 से होते हुए सीधा द्वारका एक्सप्रेसवे से लिंक होता है और दिल्ली-जयपुर हाइवे से भी जुड़ जाता है. इसकी बेहतरीन कनेक्टिविटी का ही आलम है कि डीएलएफ, गोदरेज, टाटा, सिग्नेचर ग्लोबल, एमथ्रीएम, खाइटलैंड जैसी बड़ी कंपनियां यहां लग्जरी अपार्टमेंट्स लेकर आ रही हैं.

**संबंधित खबरें**


देढ़ शोपे भी नहीं लगा पाएंगे चुना, बस कच्चा लेने से पहले चेक करे थे फेयर



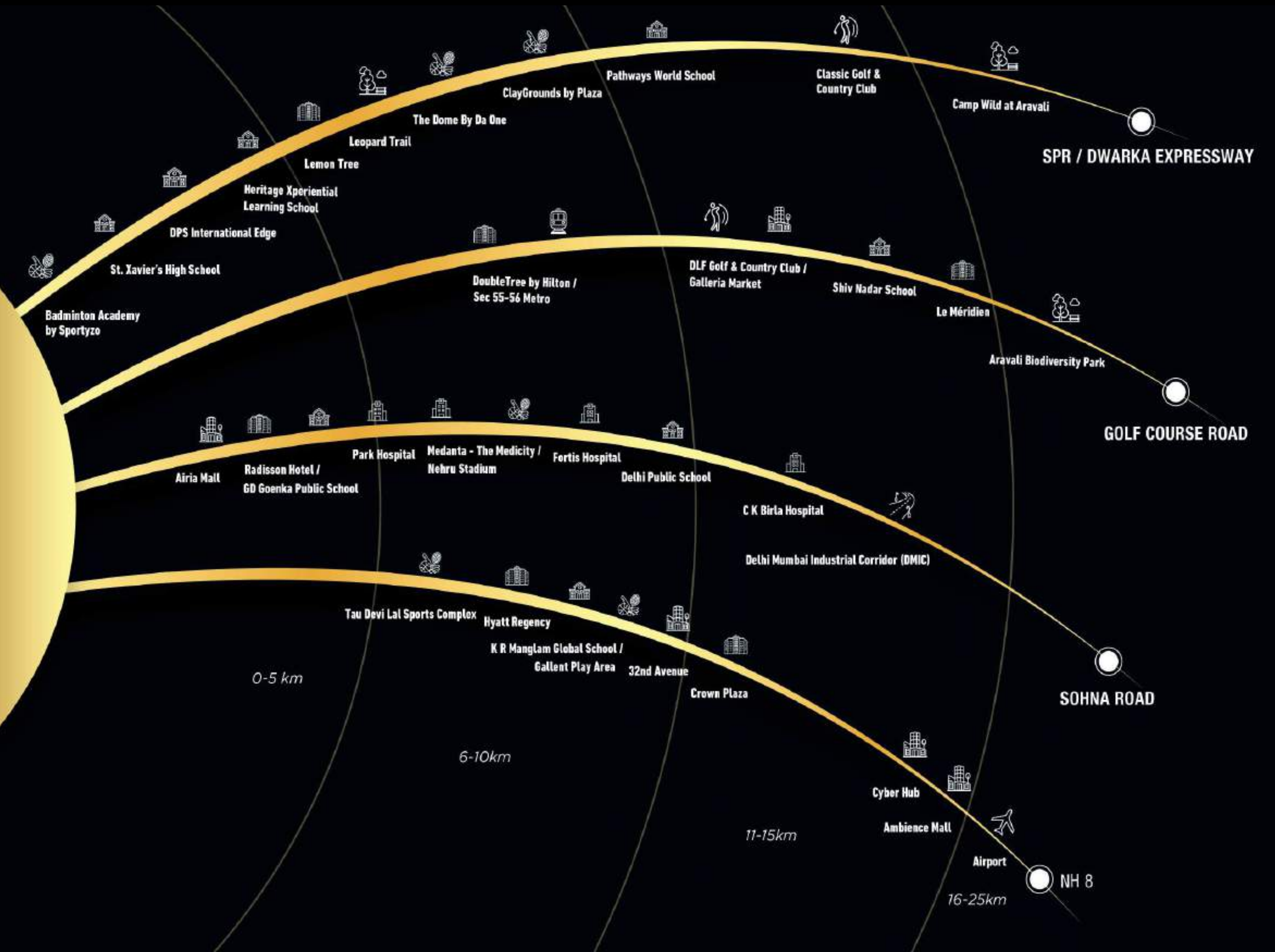
In the heart of Gurugram, this dynamic sector shines as the most coveted location, abuzz with anticipation, thanks to its extensive road networks and continuous infrastructure upgrades.




# Location Map



# EPICENTRAL ROAD NETWORK









# Your Gateway to Highways Unparalleled Connectivity.








# Aravalli Bliss

Experience Tranquility near your paradise.







# Tomorrow's City, Today's Reality

## A Hub of Futuristic Infrastructure






**Spr Metro:**  
Proposed along SPR,  
Sector 55/56 to Vatika  
Chowk.

**Delhi-Alwar Rrts:**  
Boosting connectivity  
across Delhi, UP,  
Haryana & Rajasthan

**Global City:**  
1,000-acre mixed-use project  
with workspaces, retail &  
social infrastructure.

**Manesar Mrts:**  
Proposed metro line linking  
Rajiv Chowk, SPR & Vatika  
Chowk, ending at Manesar.



# Skyward Bound

## The Future of Urban Mobility Begins!





**NDTV** LIVE TV LATEST INDIA VIDEO ELECTIONS OPINION OTHERS WEBSTORIES DEBATE FEED

**IndiGo Plans Delhi-Gurugram Electric Air Taxis By 2026. Travel Time: 7 Mins**

Archer Aviation will supply 200 electric vertical takeoff and landing (eVTOL) aircraft that can carry four passengers besides a pilot and operate just like helicopters but with lesser noise and better safety.



The 200 planes, each having 12 rotors, will cost around USD 1 billion.


f X O A in M S

**New Delhi:** InterGlobe Enterprises, the parent company of IndiGo, and US-based Archer Aviation will launch an all-electric air taxi service in India in 2026, that will carry passengers from Connaught Place in the national capital to Gurugram in

Gurugram

Delhi






# Highways in the sky

Redefining mobility, offering an elevated  
escape from congestion






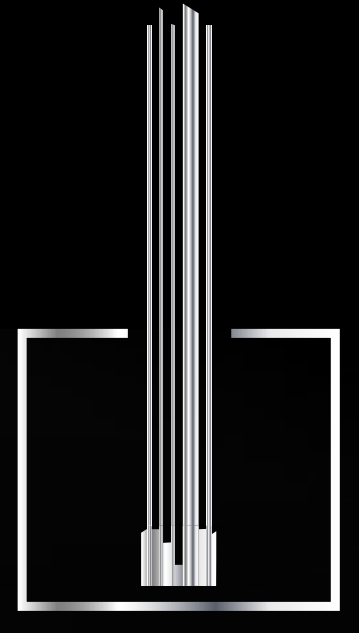
**Proposed elevated road  
Vatika Chowk to Clover leaf (SPR)**



# Seamless Airport Access Your Gateway to the Skies.








WELCOME TO

— THE TOWNSHIP OF —  
SIGNATURE GLOBAL

SPR



# A TALE OF HIGH RISE

Like the very essence of its namesake metal, it embodies robustness and resistance to the passage of time, promising a sanctuary of enduring quality and timeless elegance.



INTRODUCING



Titanium **SPR** 

**3.5 & 4.5 BHK**

Uber Luxurious Condominiums




**Luxury Beyond Comparison  
Your Gateway to Timeless Elegance**





# ARCHITECTURE MODERN TROPICAL





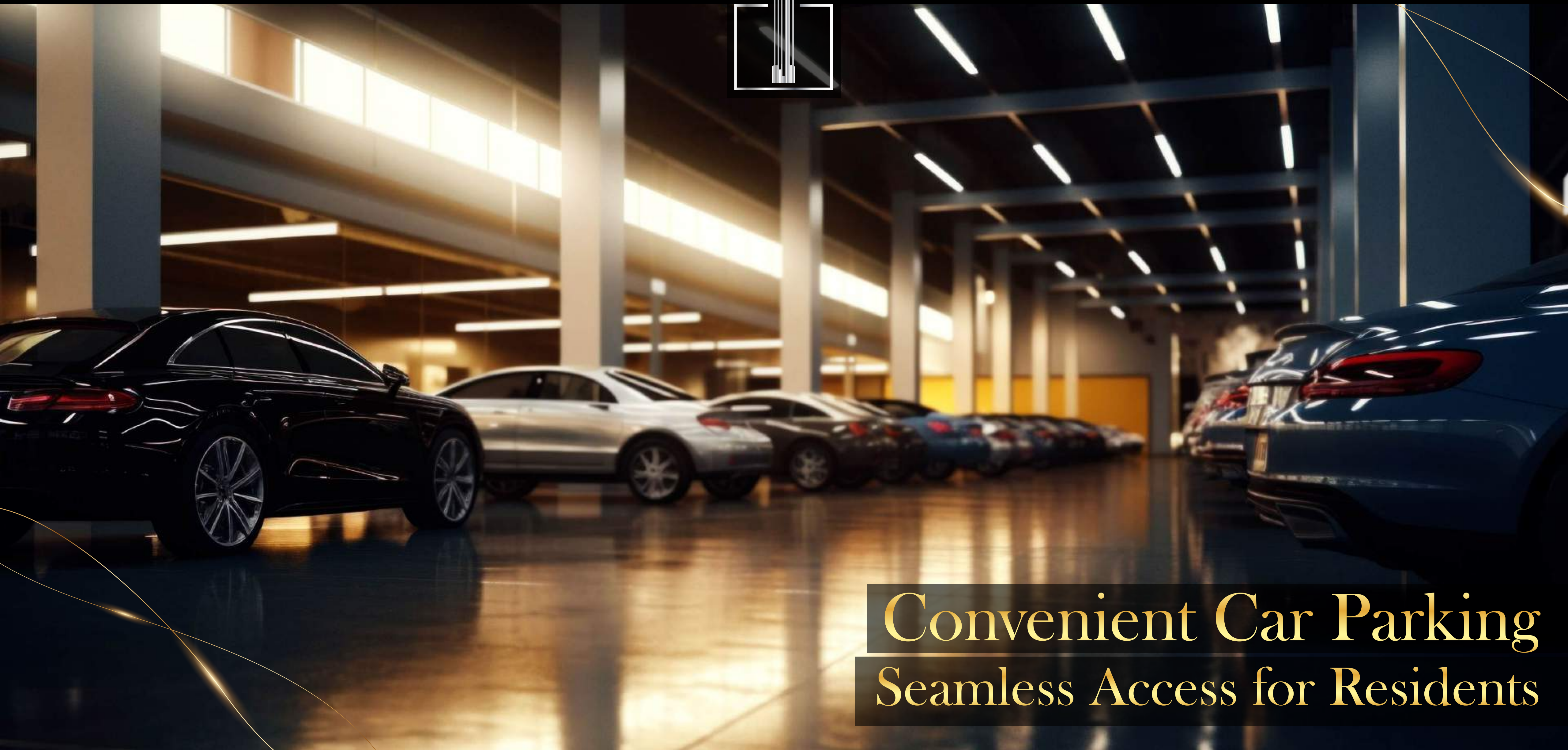
↖ ↗ **22.5**  
↙ ↘ **ACRES**



**91%**  
**OPEN & GREEN AREA**



*Luxury Redefined  
Experience Luxury & Tranquility Synonymously*



**Convenient Car Parking  
Seamless Access for Residents**



# Live in the Greens Biophilic Design






*A Symphony of Colours  
on the Pool's Surface.*



**55+**

**EXCLUSIVE FEATURES & AMENITIES**




# Where Grandeur Greet's You








# Triple-Height, Entrance Lobby




# Privacy Paradigm

## Unmatched Tranquility, Unobstructed Vistas





**Privacy at its best**  
**No apartments**  
**Overlooking each other**



# Sky Sanctuary

## Elevating Urban Living





### SKY TERRACE

Relax and socialize in style amidst panoramic vistas at our rooftop retreat.

### SKY GARDEN AT 30<sup>TH</sup> FLOOR

Escape to lush greenery and breathtaking views in our elevated oasis

### DOUBLE HEIGHT CLUB ENTRANCE LOBBY

Experience tranquillity and beauty with elevated green spaces and scenic vistas.



**Sky High Luxury, Tower By Tower**  
• Sky Garden • Sky Lounge



*Elevated living, grounded in greenery.  
10 Mt. High Stilt Landscape*



E


GF

F

- 14 SWIMMING POOL  
GYM
- 5 AUDITORIUM  
CO-WORKING  
ROOF GARDEN
- 2 SHOPPING ARCADE

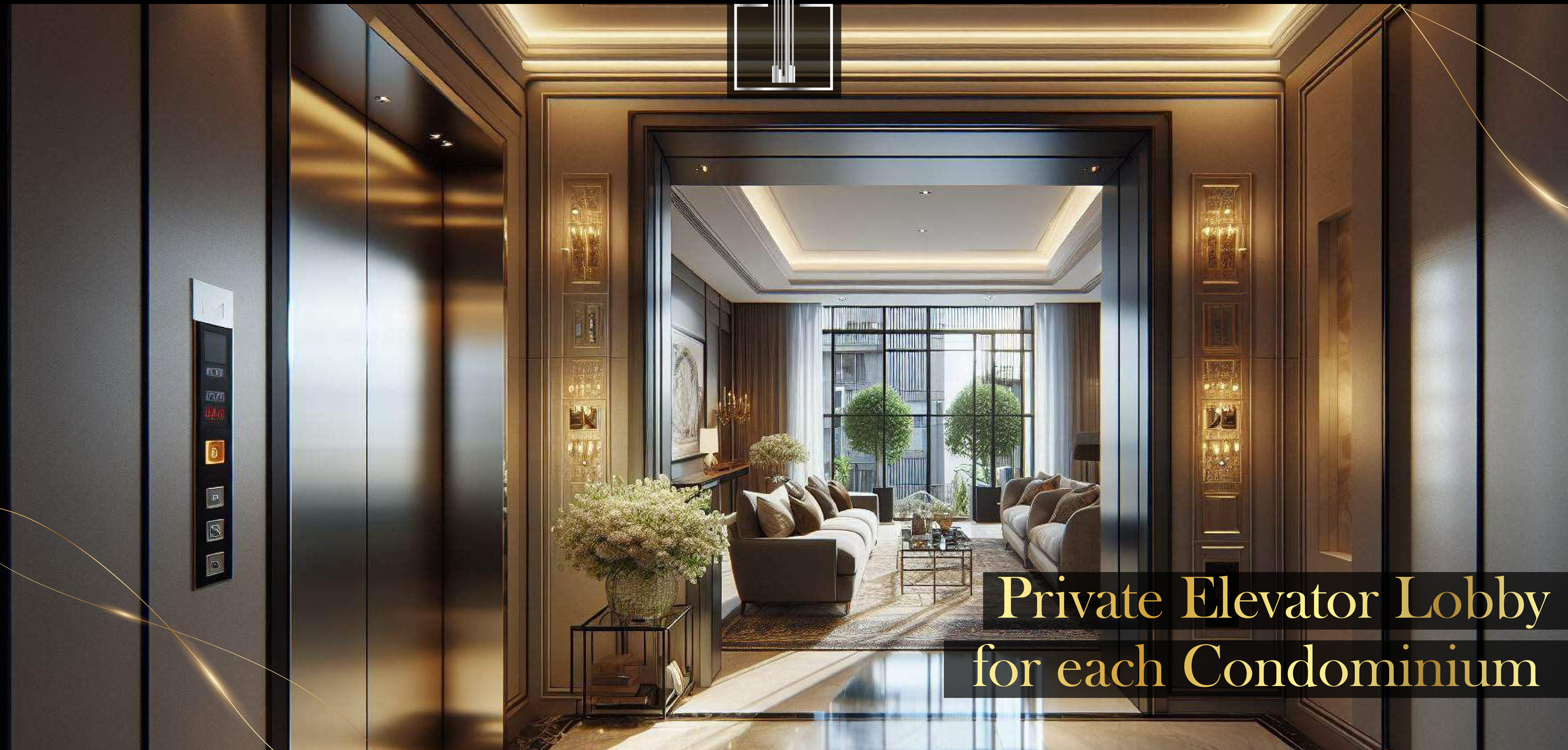
**Rise with Ease**  
**Five/Six Elevators for Effortless Living**






*Ascend in Style*  
*Individually Crafted Lift Lobbies*  
*for Every Residence*





**Private Elevator Lobby  
for each Condominium**




# Expansive Oasis

## Wide Large Decks for Your Personal Retreat





**Expansive Deck**  
**28 Feet Long in 4.5 BHK**  
**26 Feet Long in 3.5 BHK**



# A New Perspective Luxuriate in the Grandeur





**3.6 Meter  
Floor to Floor  
Height**




**Relax and Unwind  
in our sunlit Master Bedroom**



**Modern Marvel**  
**Where Beauty Meets Functionality, Five-Fixture Bathroom**






# The Club Elevate








# The Epitome of Luxury and Style








# Aqua Oasis


Immerse Yourself in the Beauty of Our Lagoon Pools






**7**  
Swimming Pools

- Lap Pool • Kid's Pool • Leisure Pool • Heated Pool • Kid's Water Play • Swimming Pool



# Tailored Amenities for every Generation





**Home for every occasion**  
**Multipurpose Hall**







**Magic of big screen  
Mini Theatre**



Where minds meet and ideas flourish  
Co-working Space




**Experience climate control designed just for you  
VRV/VRF Cooling System**



**Fun-filled Playtime**  
**Indoor Games**



Where every petal tells a story  
Flowering & Sensory Gardens




Wellness begins with a smile

Doctor's Room

Canvas for expression

Art Room



**Dribble • Shoot • Score**  
**Half Basketball Court**

**Practice to performance**  
**Cricket Practicing Pitch**



Lets build some castles


Tot-Lot Area



For musical enthusiasts



Karaoke Room





Smash your way to victory  
Badminton Court

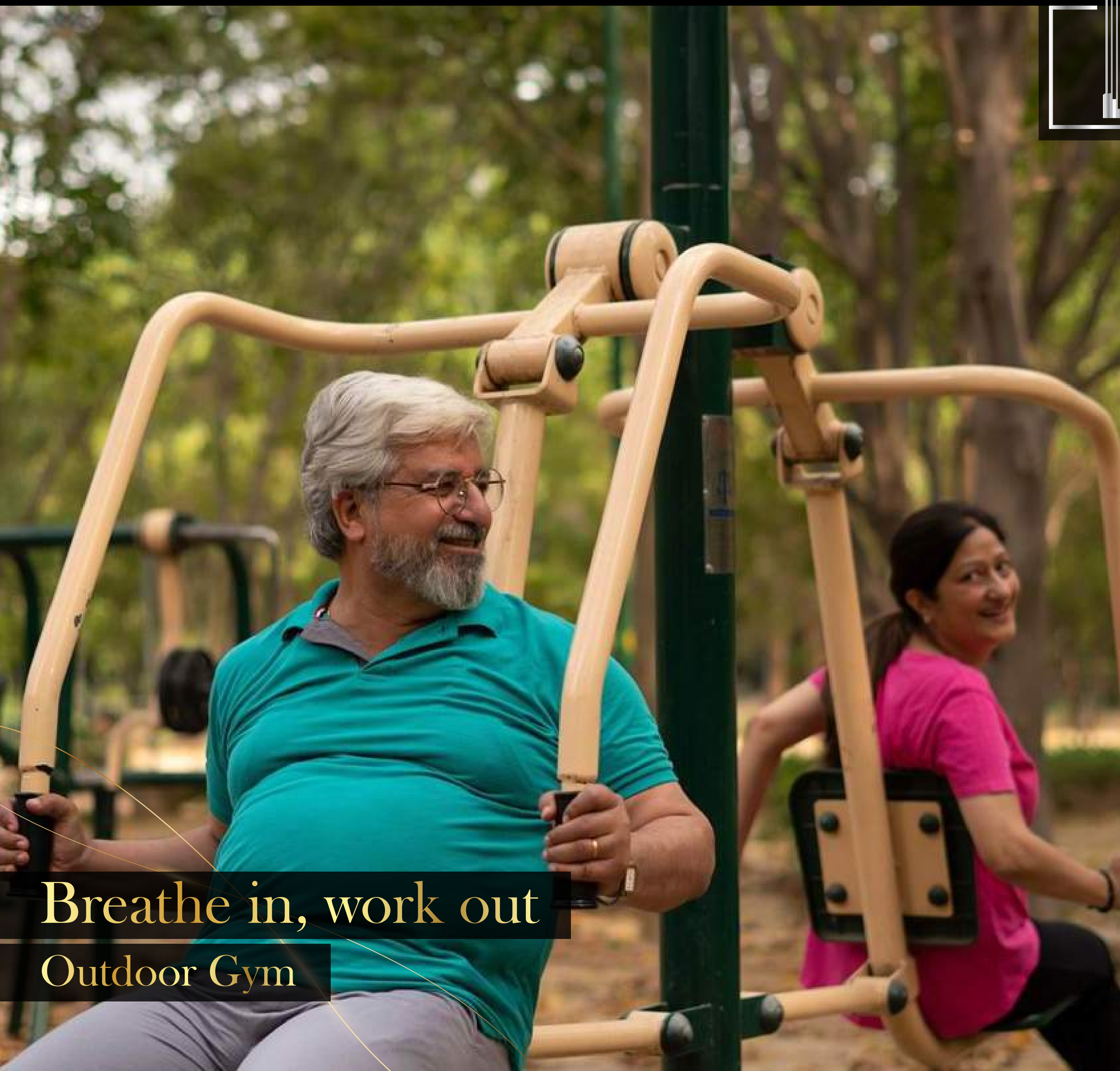
Where every rally is a celebration  
Tennis Court



Cultivating greenery, cultivating life  
Miyawaki Forest




For furry friends to play and socialize  
Pet Garden



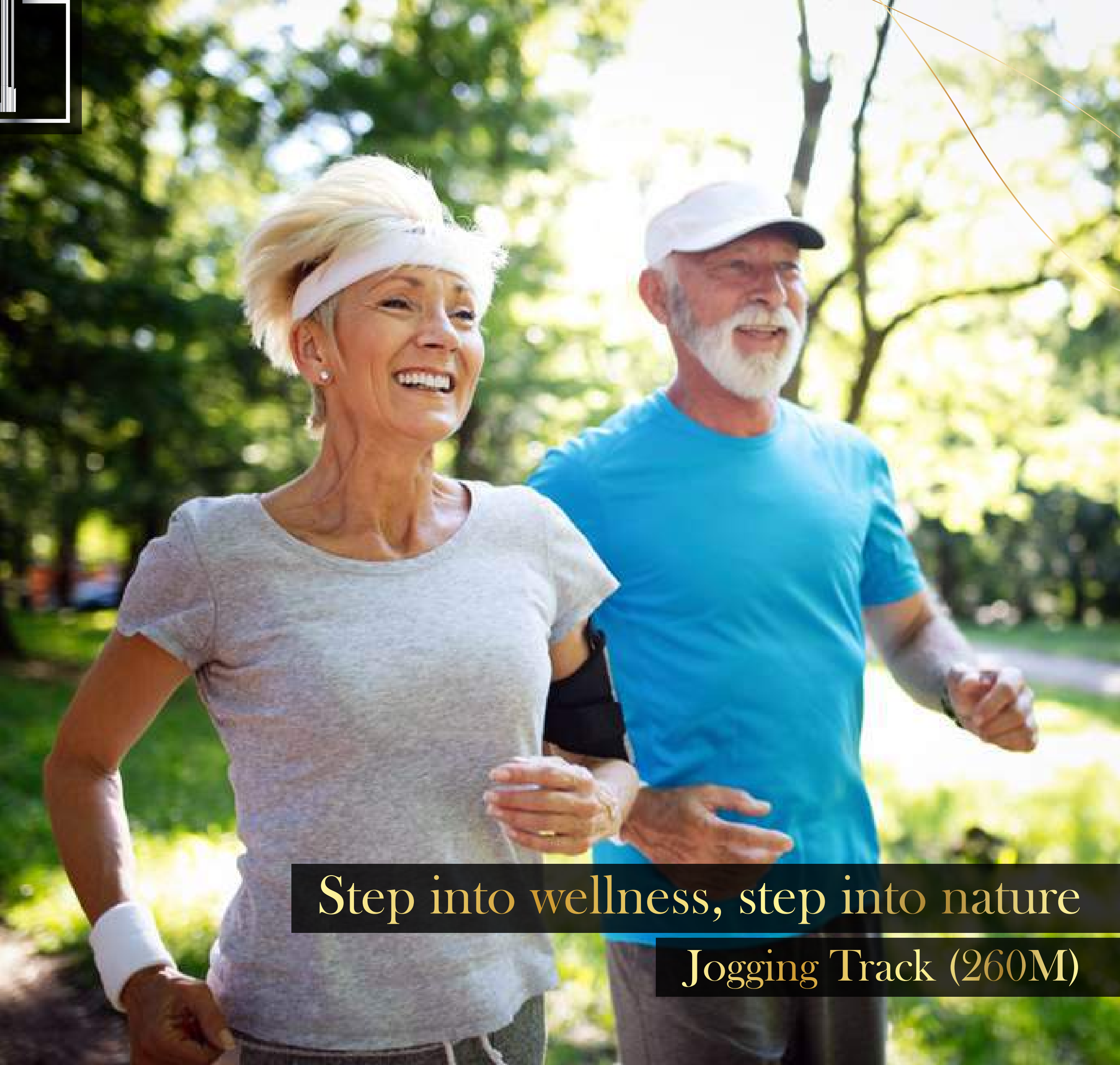
**Breathe in, work out**  
Outdoor Gym



**Inner harmony, outer peace**  
Yoga and Meditation Lawn



**Socialize • Relax • Enjoy**  
**Senior Citizen's Lounge**



**Step into wellness, step into nature**  
**Jogging Track (260M)**



Your gateway to endless learning  
E - Library



Blanket on the grass, smiles all around  
Picnic Area



**Push your limits**  
Gym



**Relax · Rejuvenate · Renew**  
Spa



**Dine under the sky**  
Fine Dining



**Wait in comfort**  
Waiting Lounge



Where every hand is a winning hand  
Cards Play Room




Endless fun under one roof  
Indoor Games



Roll for strikes  
Bowling Alley Simulator



Power sessions await  
Conference Room



# PLANS







**AMENITIES**

1. GUARD HOUSE
2. CLUBHOUSE DROP-OFF
3. ENTRANCE BOULEVARD
4. ENTRANCE FOUNTAIN
5. CONGREGATING LAWN
6. LAP POOL
7. HEATED POOL
8. LEISURE POOL
9. KID'S POOL
10. KID'S WATER PLAY
11. LEISURE POOL (T7 & T8)
12. LOUNGE DECK
13. PLANTED BRIDGES
14. SOCIAL GARDENS  
(SHADED SEATING AREAS/ENTRANCE GARDENS/ SCULPTURE/ART/ PICNIC AREAS/ FLOWERING AND SENSORY GARDEN /YOGA AND MEDITATION )
15. STROLLING PATH
16. TOT LOTS
17. PRE TEEN & TEEN'S PLAY AREA
18. PET GARDENS
19. JOGGING TRAIL
20. MIYAWAKI FOREST
21. TOWER DROP-OFF
22. ISLAND GREEN
23. MEDICINAL GARDEN

**SPORTS ARENA**

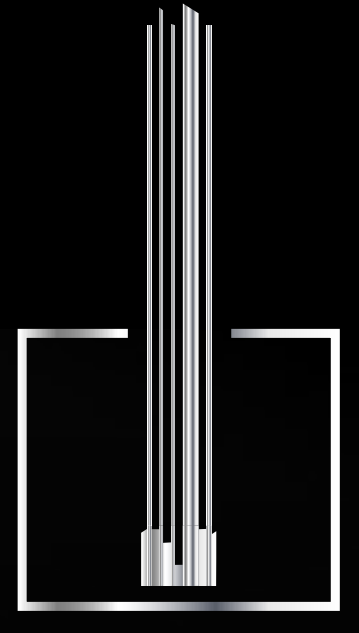
24. TENNIS
25. BADMINTON
26. CRICKET PITCH (PRACTICE)
27. HALF BASKETBALL COURT
28. OUTDOOR GYM
29. SERVICE

**STILTED AREA**

- RAISED PLANTERS WITH LUSH PLANTING & GREEN WALL
- TABLE TENNIS & FOOSBALL TABLES FLOOR CHESS BOARDS
- OUTDOOR LIBRARY
- TOT LOTS



**CLUBHOUSE (A)**

- T2 - 4.5 BHK
- T3 - 4.5 BHK
- T4 - 4.5 BHK
- TS - 4.5 BHK
- T6 - 4.5 BHK
- T7 - 3.5 BHK
- T8 - 3.5 BHK



**Exclusive 4.5 BHK** with **2 to a Core Configuration**

ENTRANCE FOYER + LIVING + DINING & FAMILY LOUNGE  
KITCHEN + POWDER ROOM + PUJA  
MASTER BEDROOM + JUNIOR MASTER BEDROOM  
2 BEDROOMS + 4 TOILETS + UTILITY ROOM



TOWER KEY PLAN



SITE PLAN

**TOWER-02**

# 4.5 BHK UNIT (T-02)

4 Bedrooms, 4 Toilets, Powder Room, Living & Dining, Family Lounge, Kitchen, Puja, Utility Room, Private Lift Lobby, Entrance Foyer



101

All dimensions are bare shell dimensions. Actual dimensions may vary subject to finishing.

# 4.5 BHK UNIT (T-02)

4 Bedrooms, 4 Toilets, Powder Room, Living & Dining, Family Lounge, Kitchen, Puja, Utility Room, Private Lift Lobby, Entrance Foyer



102

All dimensions are bare shell dimensions. Actual dimensions may vary subject to finishing.

# PENTHOUSE LOWER LEVEL UNIT (T-02)

3 Bedrooms, 3 Toilets, Powder Room, Living & Dining, Kitchen, Puja, Utility Room, Private Lift Lobby, Entrance Foyer



4001

All dimensions are bare shell dimensions. Actual dimensions may vary subject to finishing.

# PENTHOUSE LOWER LEVEL UNIT (T-02)

3 Bedrooms, 3 Toilets, Powder Room, Living & Dining, Kitchen, Puja, Utility Room, Private Lift Lobby, Entrance Foyer



All dimensions are bare shell dimensions. Actual dimensions may vary subject to finishing.

# PENTHOUSE UPPER LEVEL UNIT (T-02)

2 Bedrooms, 2 Toilets, Family Lounge, Utility Room



4001

All dimensions are bare shell dimensions. Actual dimensions may vary subject to finishing.

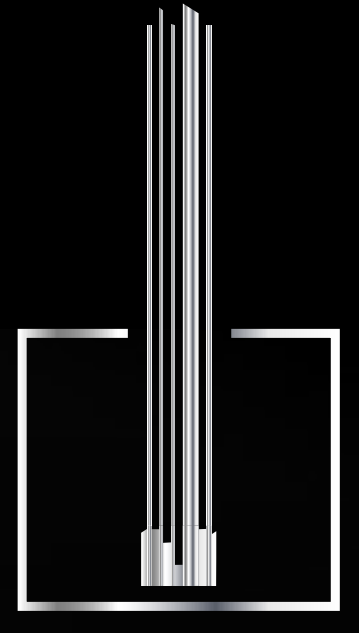


# PENTHOUSE UPPER LEVEL UNIT (T-02)

2 Bedrooms, 2 Toilets, Family Lounge, Utility Room

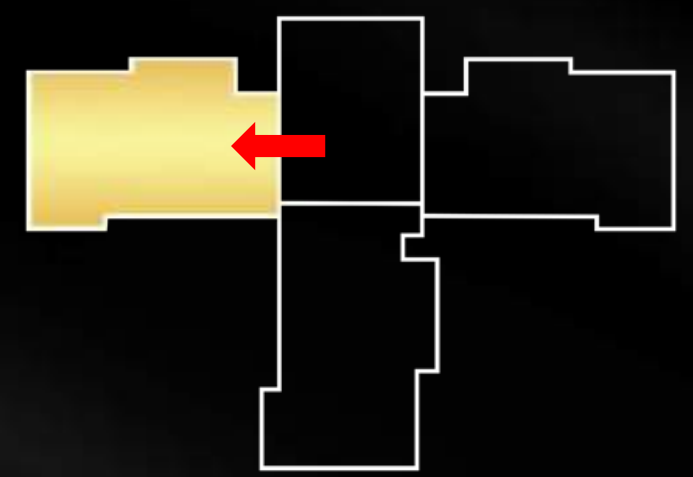


All dimensions are bare shell dimensions. Actual dimensions may vary subject to finishing.

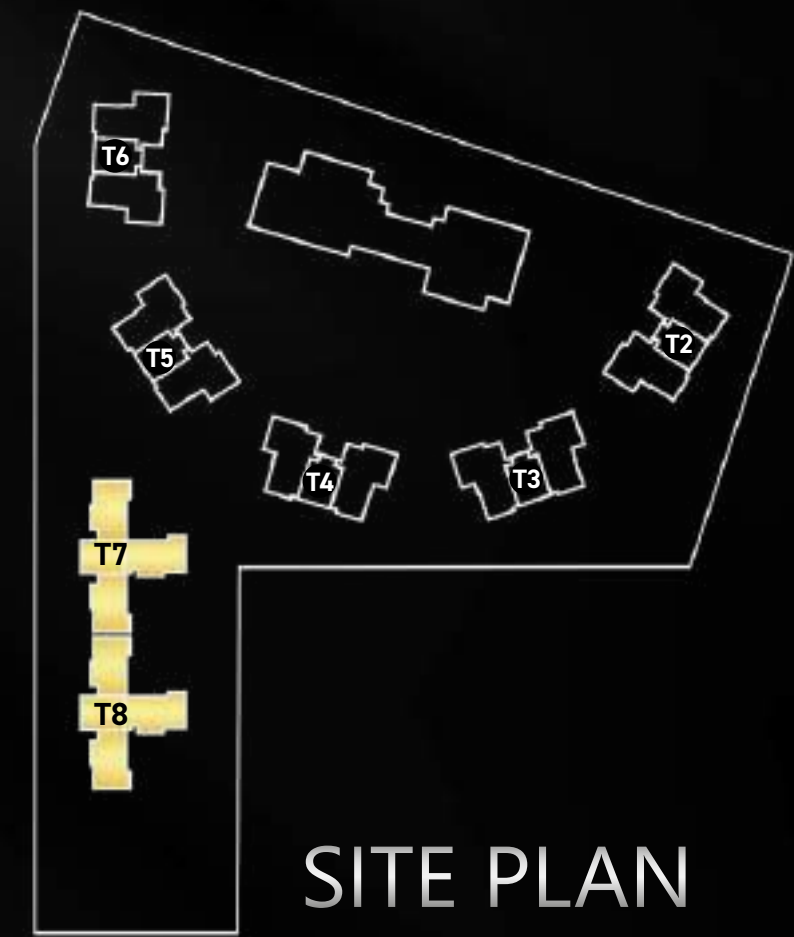


**Exclusive 3.5 BHK** with **3 to a Core Configuration**


PRIVATE LIFT + ENTRANCE FOYER  
 LIVING + DINING & FAMILY LOUNGE + KITCHEN  
 POWDER ROOM + MASTER BEDROOM + 2 BEDROOMS  
 3 TOILETS + UTILITY ROOM



TOWER KEY PLAN



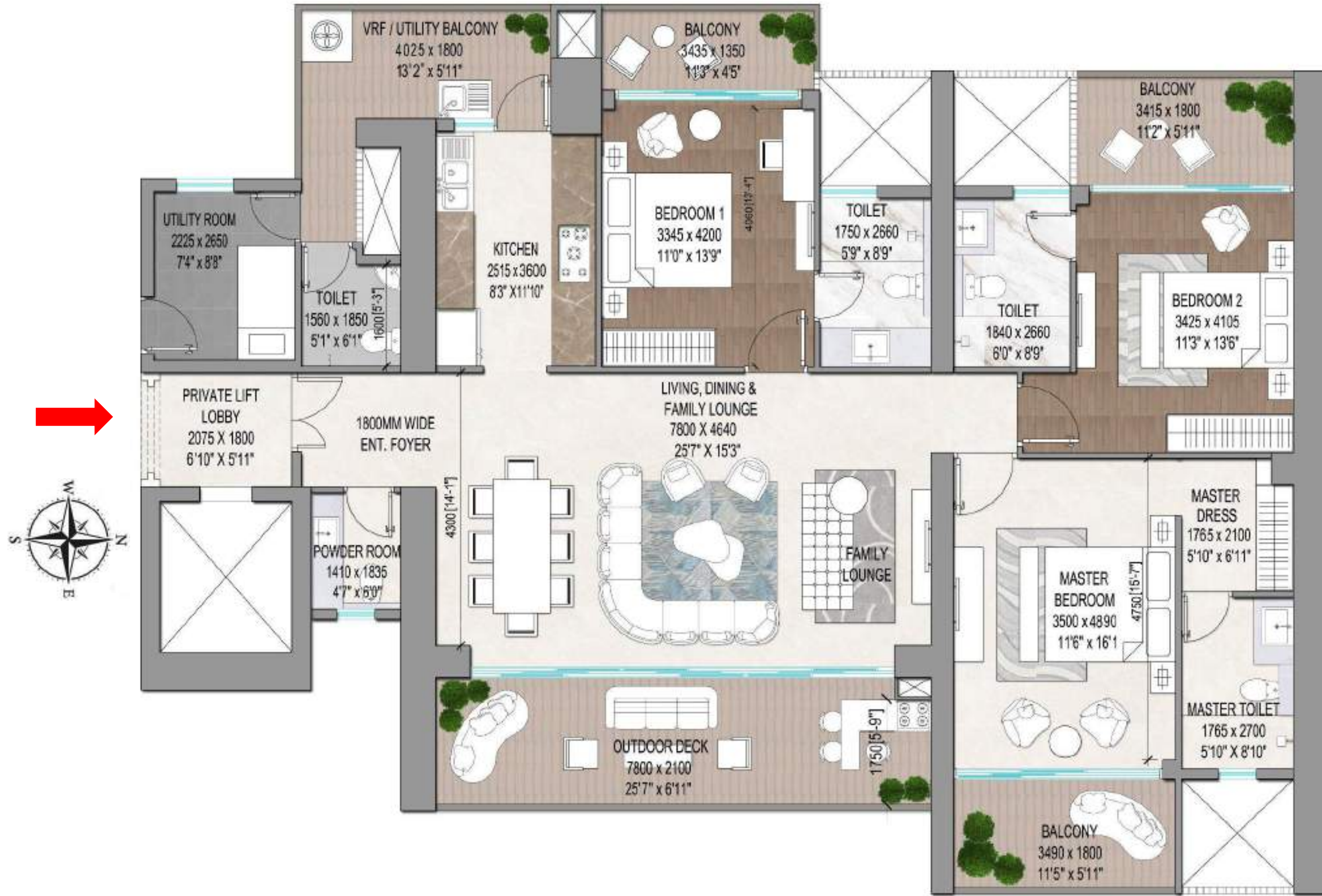
SITE PLAN



**TOWER- 07 & 08**

# 3.5 BHK UNIT (T-07 & T-08)

3 Bedrooms, 3 Toilets, Powder Room, Living & Dining, Family Lounge, Kitchen, Utility Room, Private Lift Lobby, Entrance Foyer



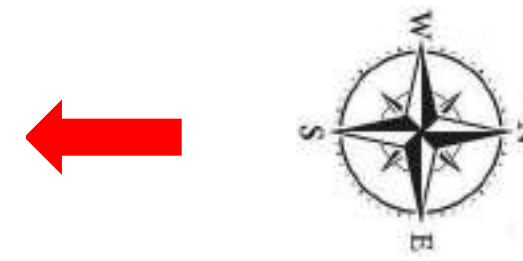
101



All dimensions are bare shell dimensions. Actual dimensions may vary subject to finishing.

# 3.5 BHK UNIT (T-07 & T-08)

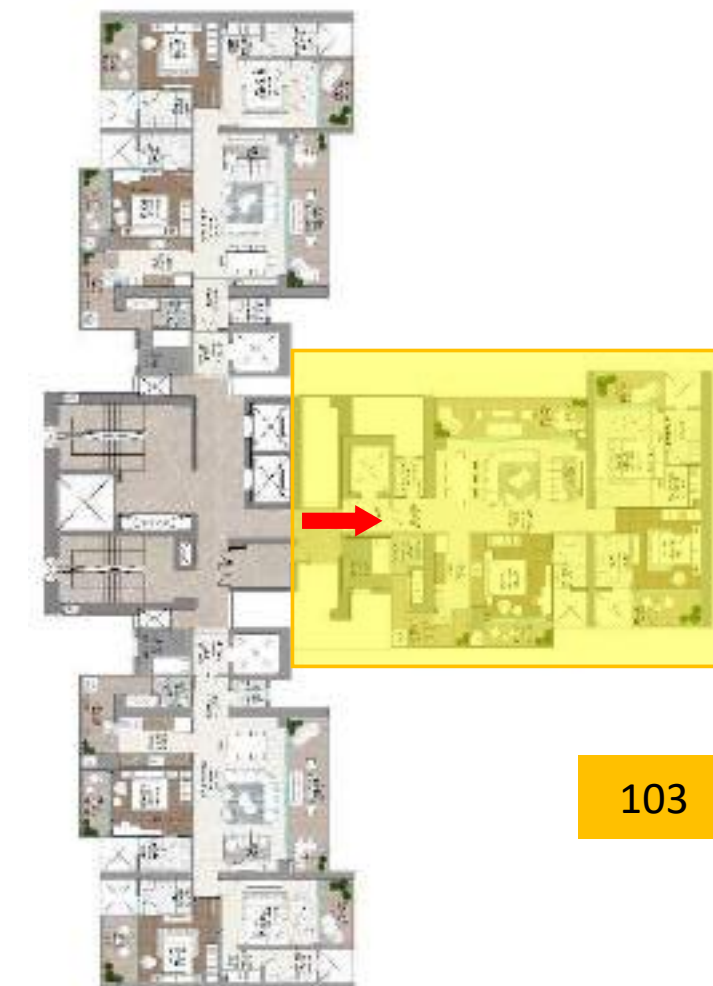
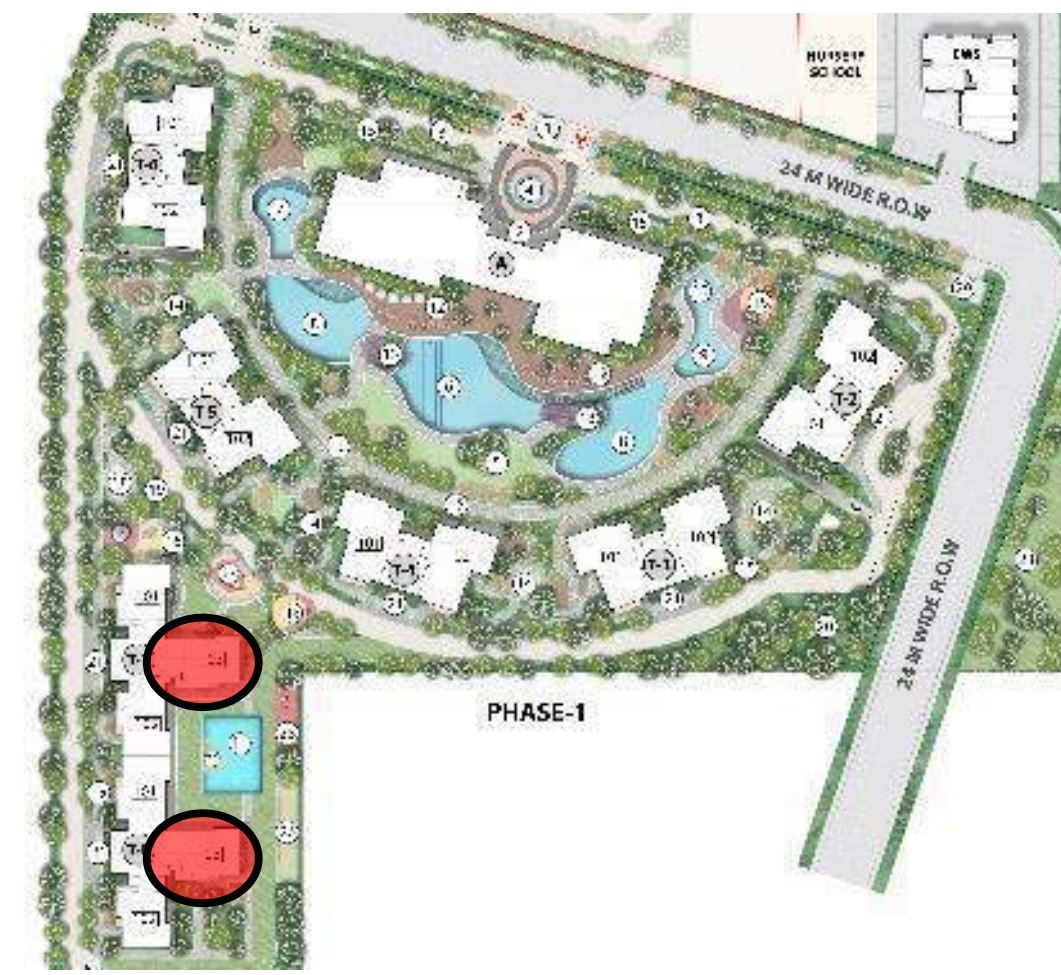
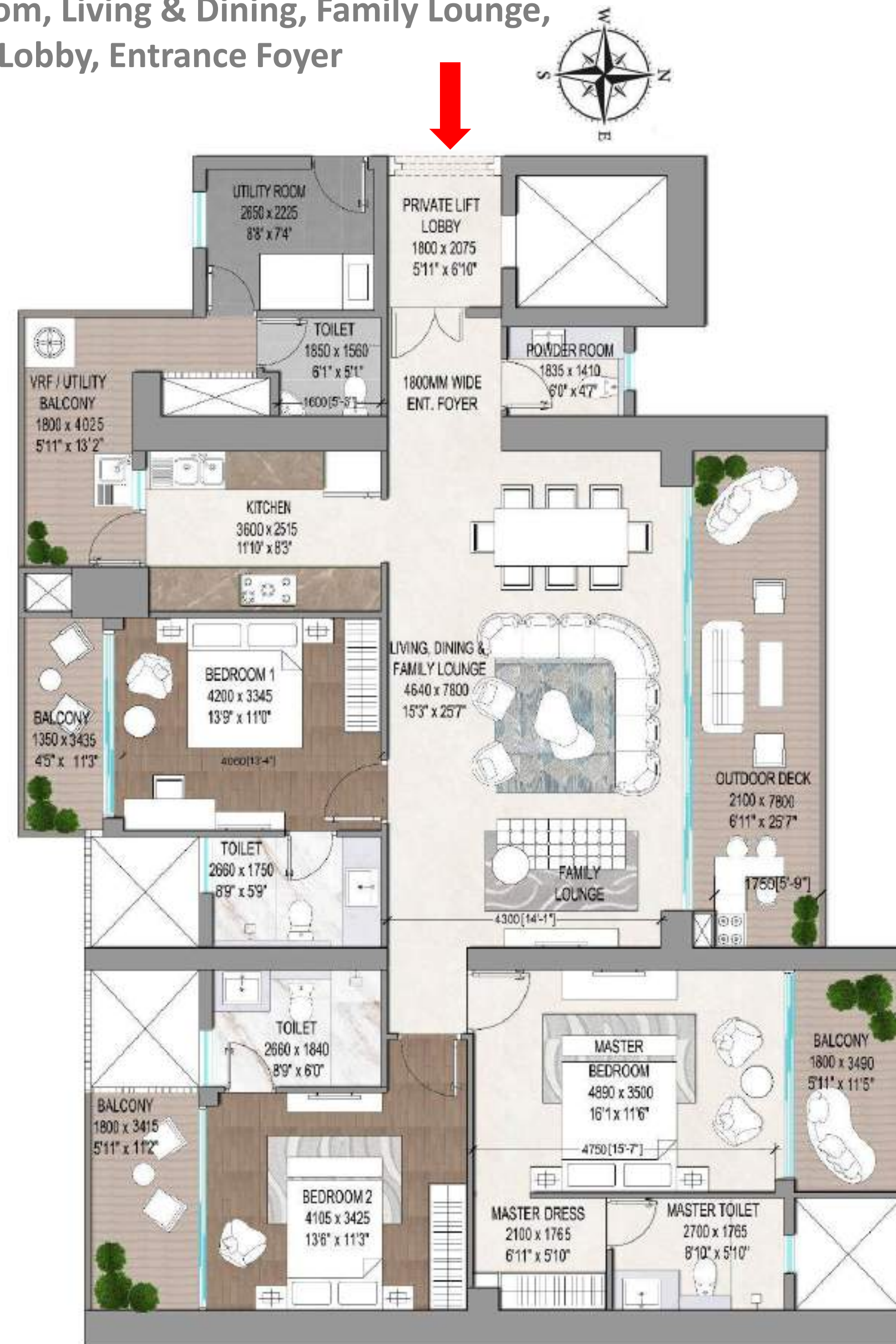
3 Bedrooms, 3 Toilets, Powder Room, Living & Dining, Family Lounge, Kitchen, Utility Room, Private Lift Lobby, Entrance Foyer



All dimensions are bare shell dimensions. Actual dimensions may vary subject to finishing.

# 3.5 BHK UNIT (T-07 & T-08)

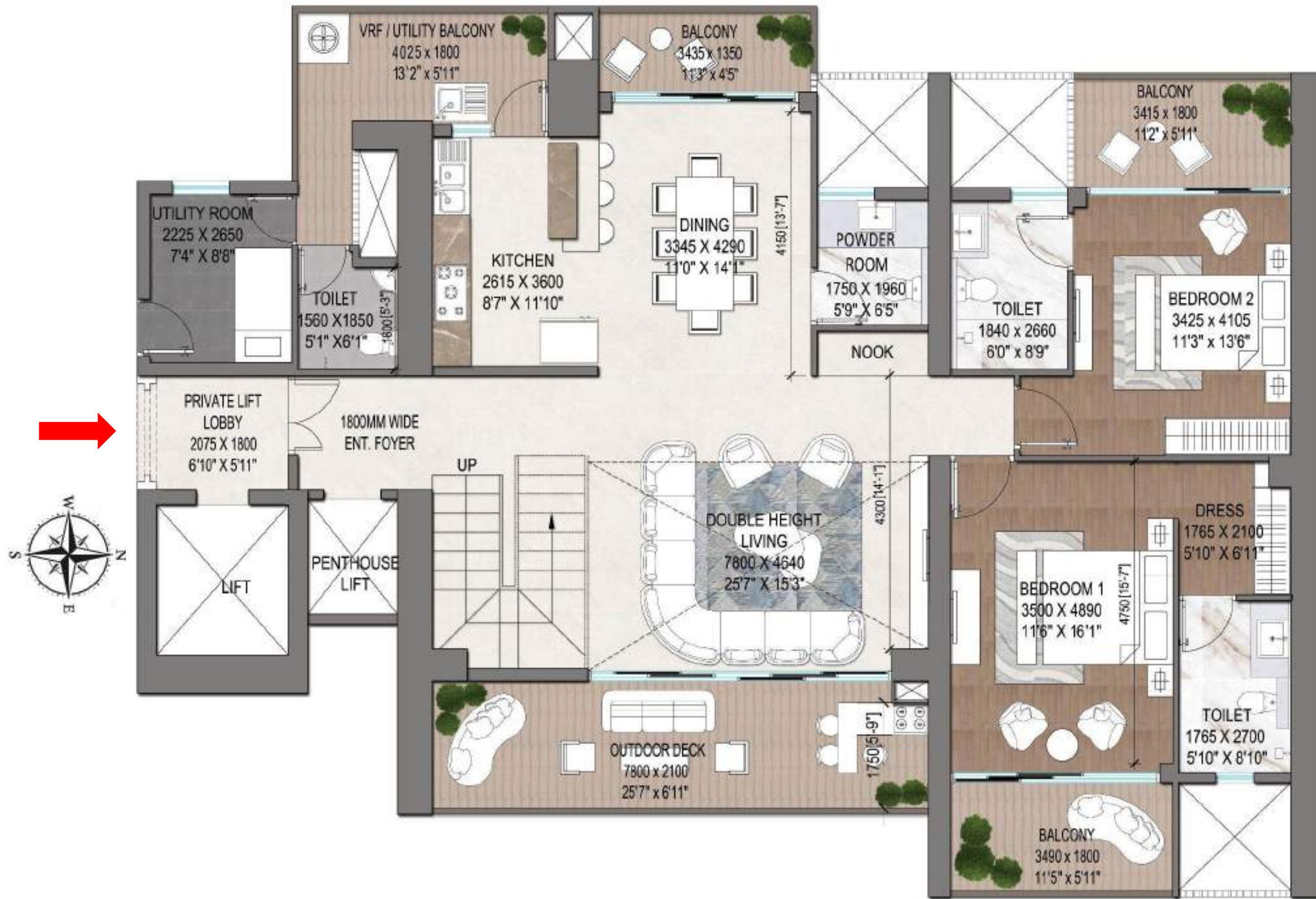
3 Bedrooms, 3 Toilets, Powder Room, Living & Dining, Family Lounge, Kitchen, Utility Room, Private Lift Lobby, Entrance Foyer



All dimensions are bare shell dimensions. Actual dimensions may vary subject to finishing.

# PENTHOUSE LOWER LEVEL UNIT (T-07 & T-08)

2 Bedrooms, 2 Toilets, Powder Room, Living, Dining, Kitchen, Utility Room, Private Lift Lobby, Entrance Foyer



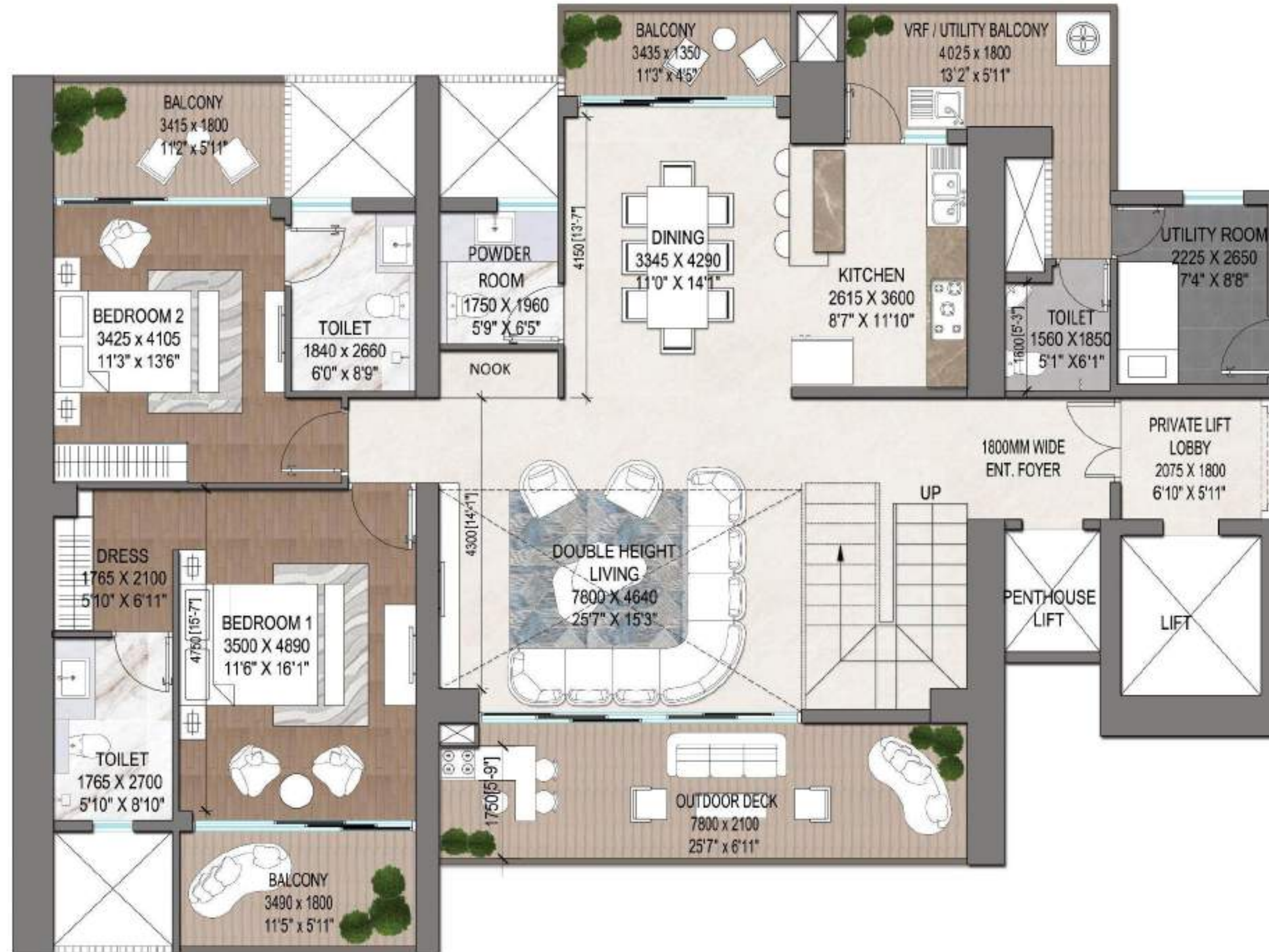
4001



All dimensions are bare shell dimensions. Actual dimensions may vary subject to finishing.

# PENTHOUSE LOWER LEVEL UNIT (T-07 & T-08)

2 Bedrooms, 2 Toilets, Powder Room, Living, Dining, Kitchen, Utility Room, Private Lift Lobby, Entrance Foyer

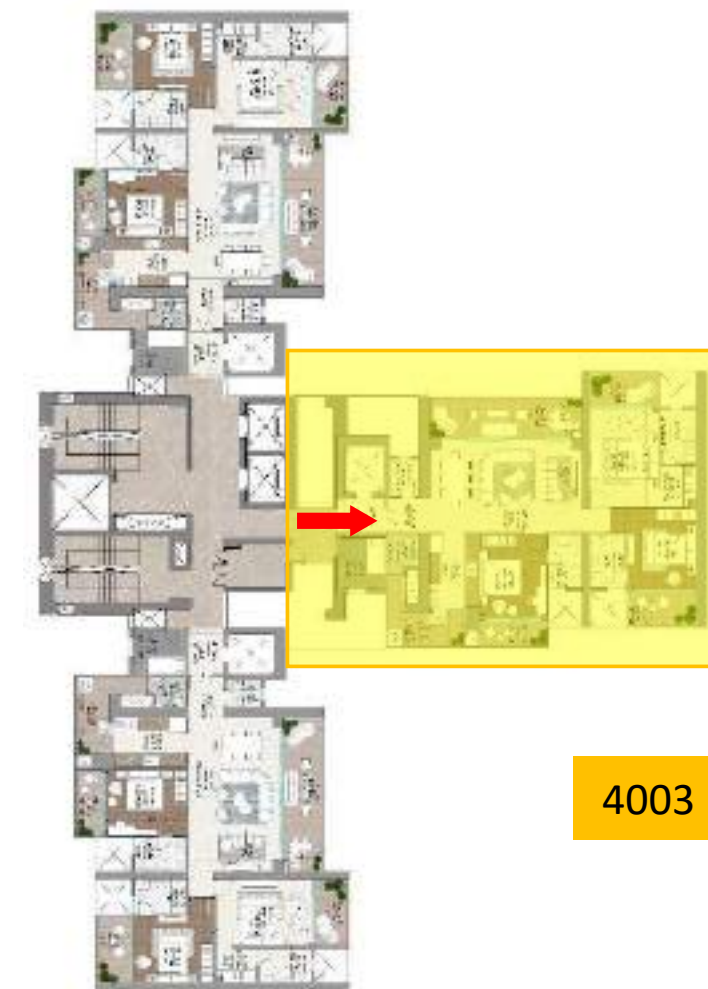
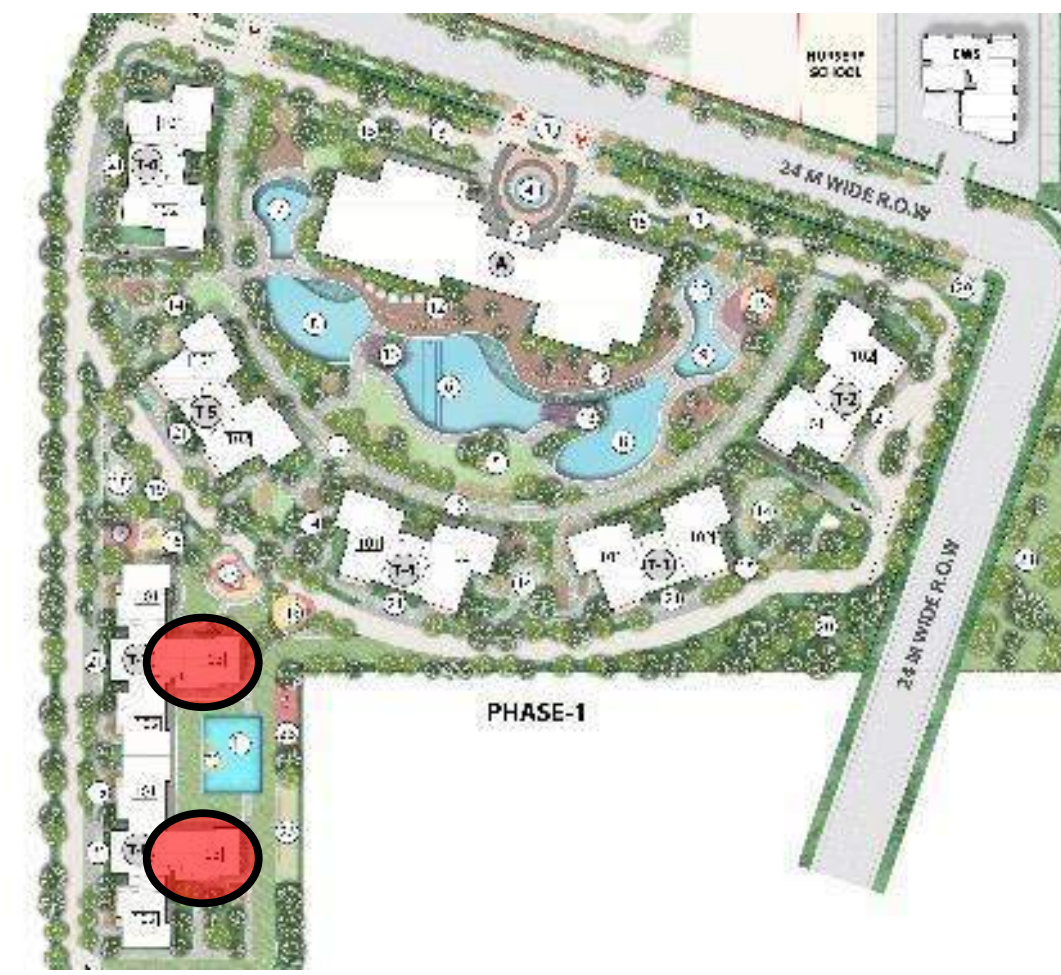


All dimensions are bare shell dimensions. Actual dimensions may vary subject to finishing.



# PENTHOUSE LOWER LEVEL UNIT (T-07 & T-08)

2 Bedrooms, 2 Toilets, Powder Room, Living, Dining, Kitchen, Utility Room, Private Lift Lobby, Entrance Foyer

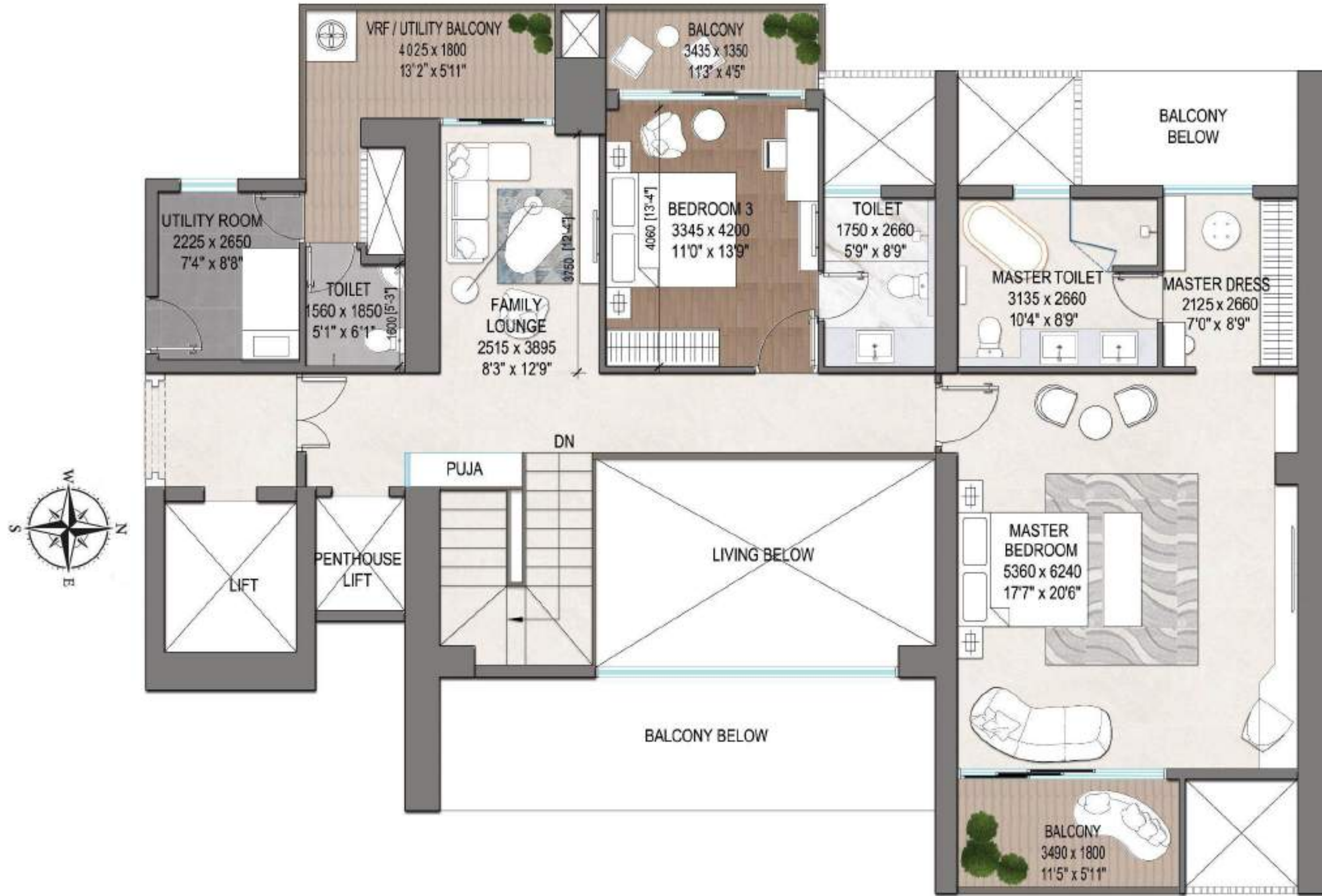


4003

All dimensions are bare shell dimensions. Actual dimensions may vary subject to finishing.

# PENTHOUSE UPPER LEVEL UNIT (T-07 & T-08)

2 Bedrooms, 2 Toilets, Family Lounge, Utility Room



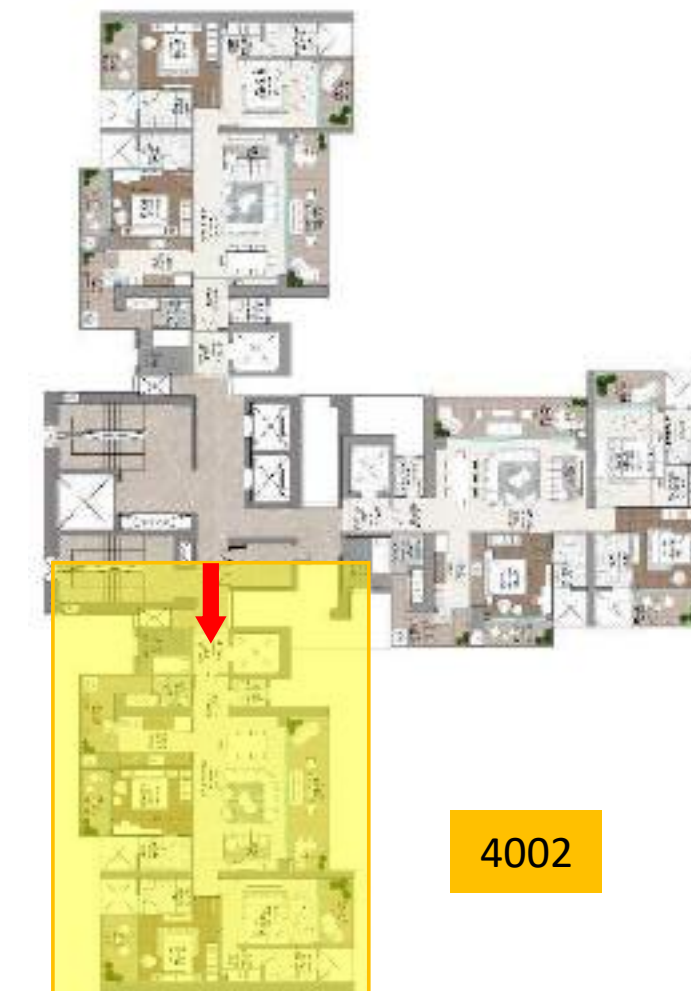
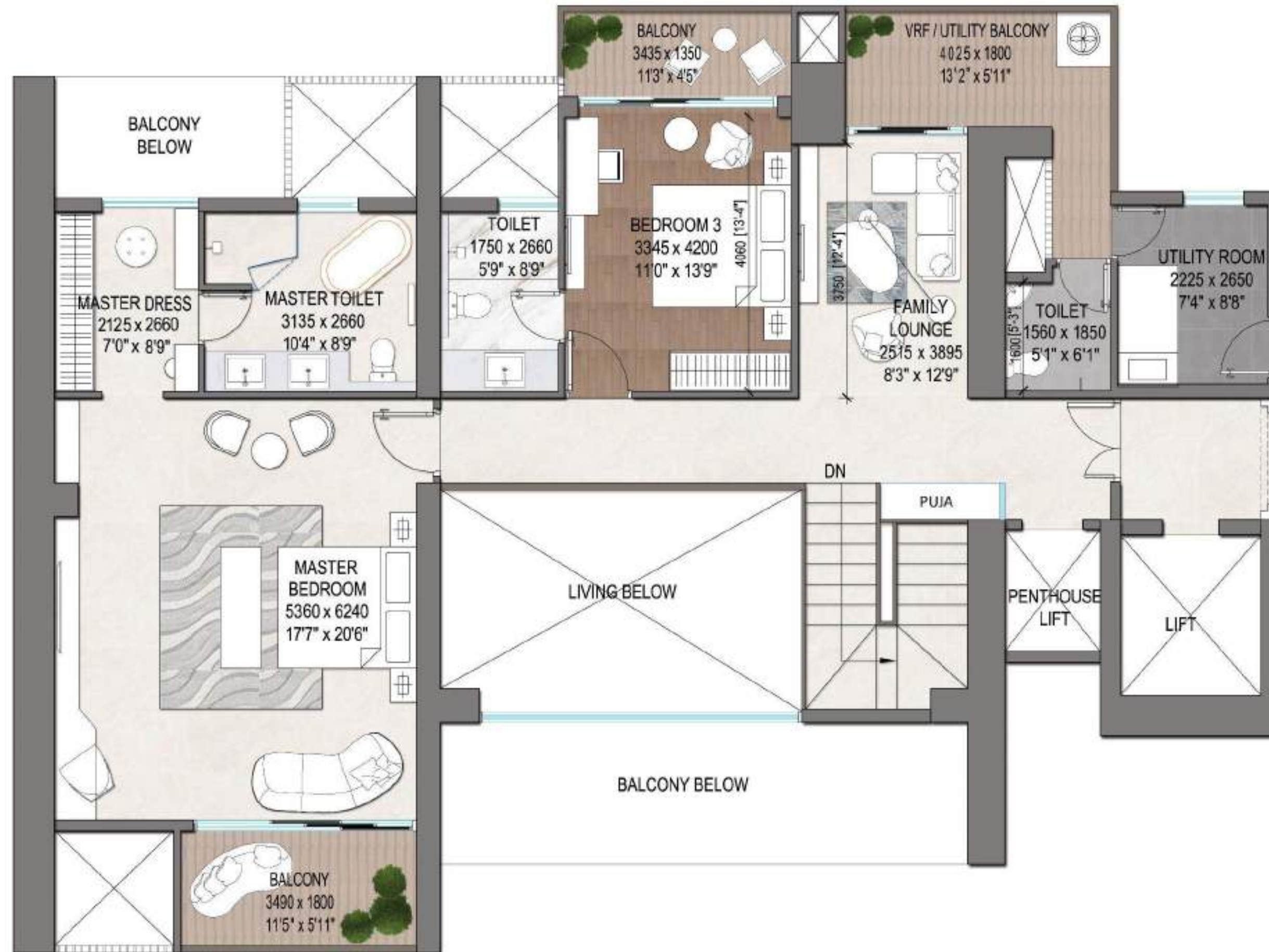
4001



All dimensions are bare shell dimensions. Actual dimensions may vary subject to finishing.

# PENTHOUSE UPPER LEVEL UNIT (T-07 & T-08)

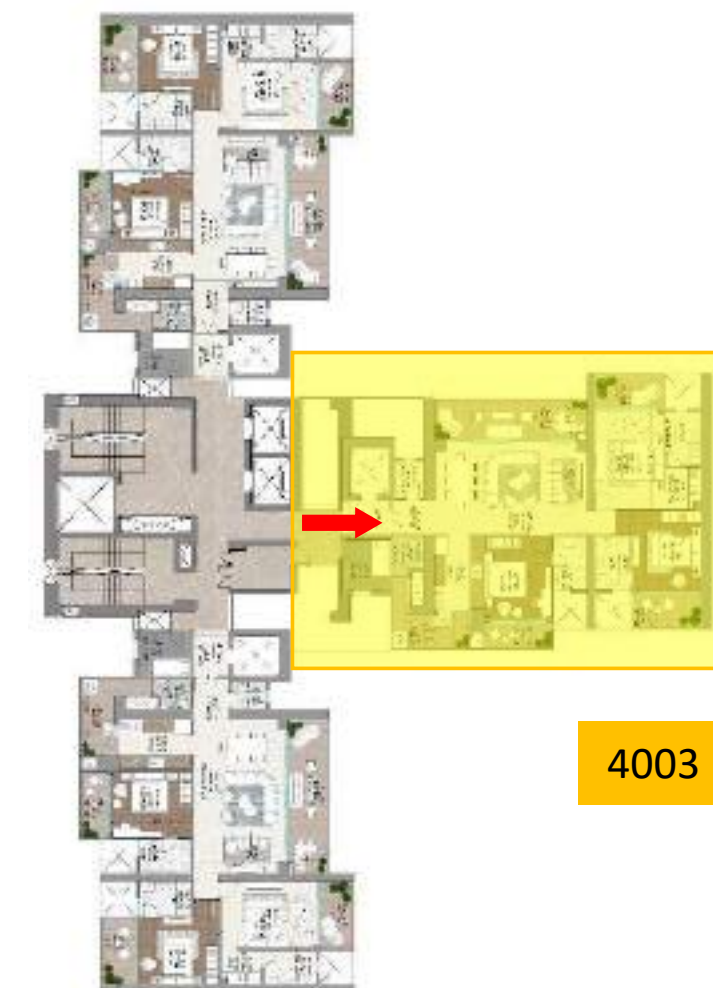
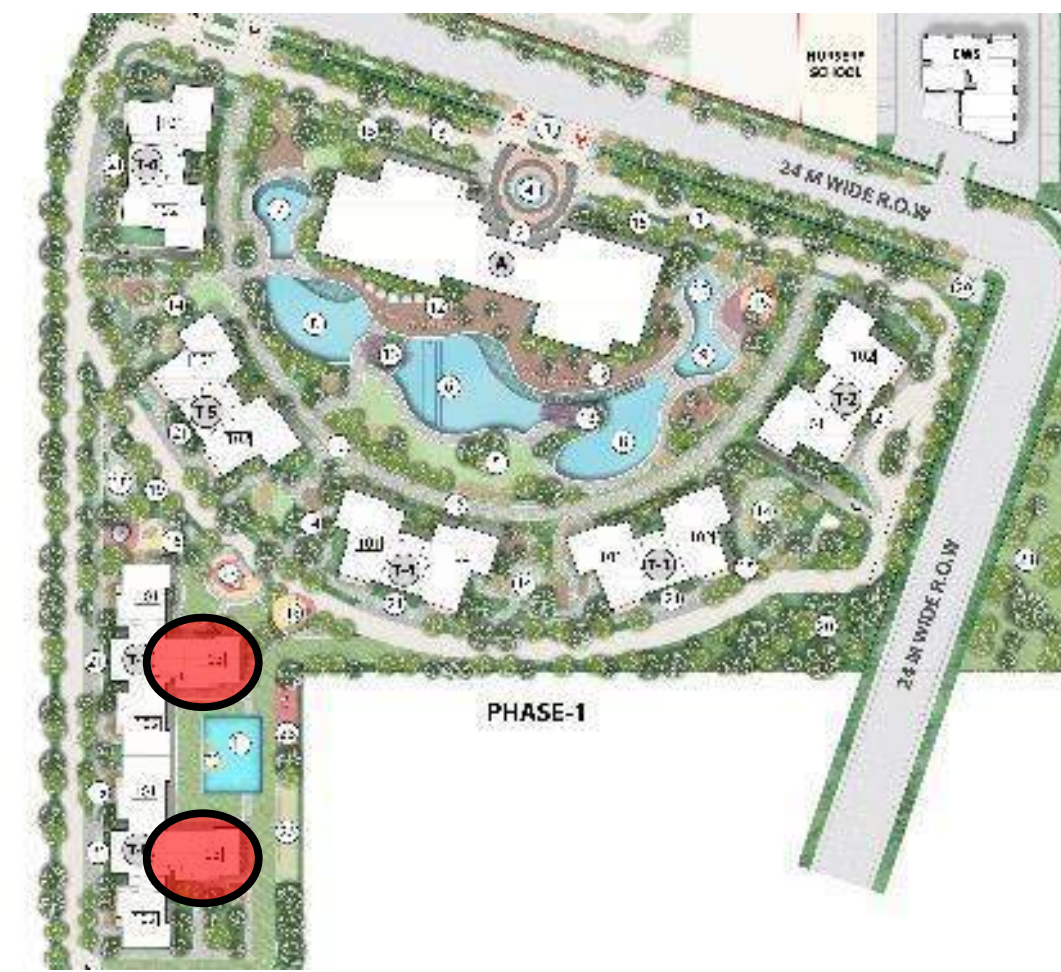
2 Bedrooms, 2 Toilets, Family Lounge, Utility Room




All dimensions are bare shell dimensions. Actual dimensions may vary subject to finishing.

# PENTHOUSE UPPER LEVEL UNIT (T-07 & T-08)


2 Bedrooms, 2 Toilets, Family Lounge, Utility Room



All dimensions are bare shell dimensions. Actual dimensions may vary subject to finishing.



# OUR CONSULTANTS



# Concept Architects DPC

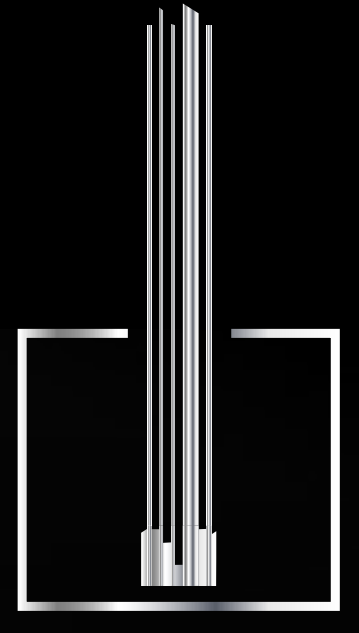
A leading Singaporean architectural firm, DP Consultants contributes expertise to design and construct significant landmarks, enriching the project with global experience.



The Dubai Mall, Dubai



Marina Square, Singapore




# Landscape Design Consultant **MPFP** United States of America

Pioneering landscape architecture and urban design, MPFP shapes urban spaces internationally, thriving on challenging constraints, and collaboratively bringing visionary designs to life.



The Yards Park, Washington DC



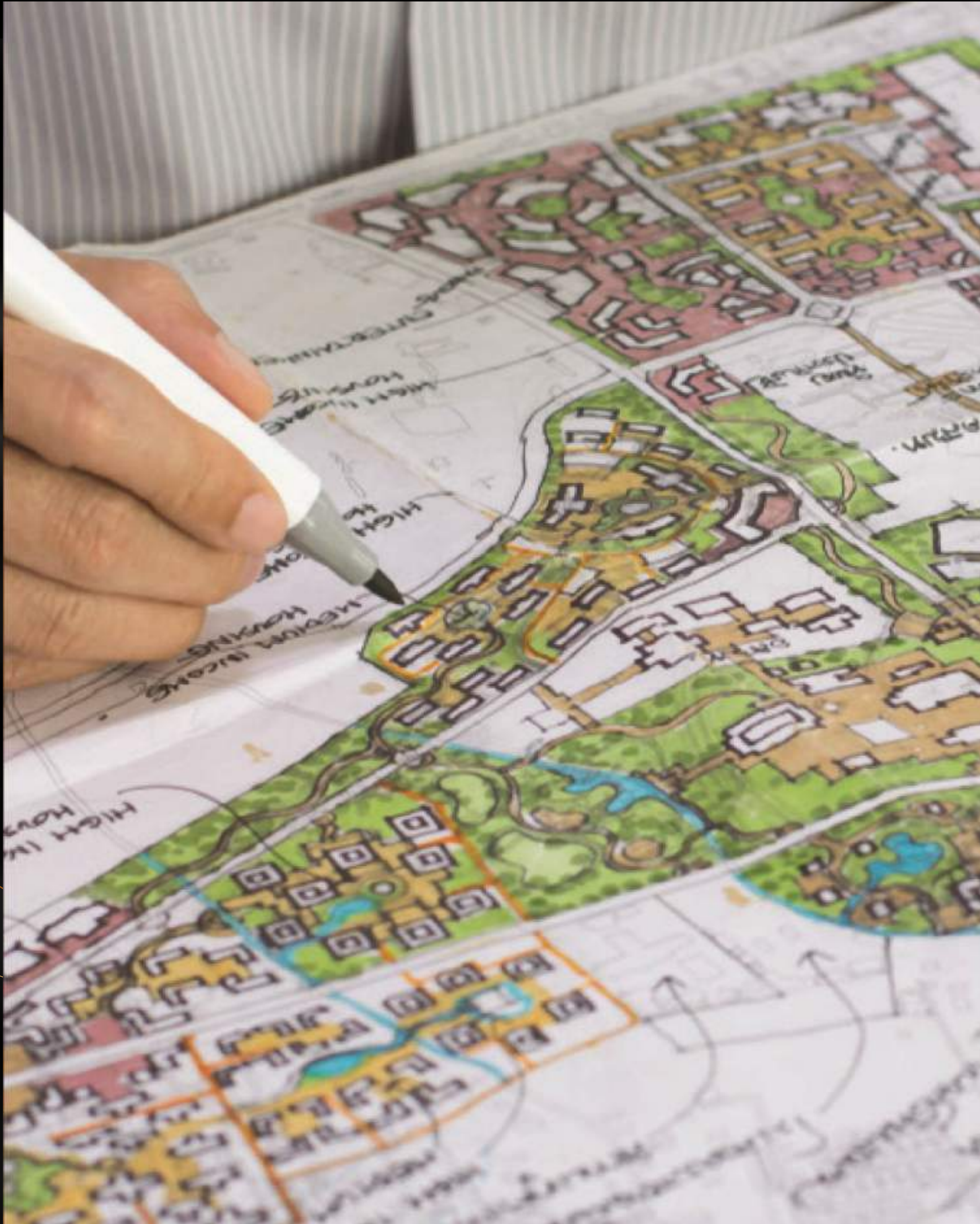
# Working Architects Confluence

Specializing in architecture, sustainability, and engineering, Confluence integrates research and strategy to deliver unique, sustainable, and innovative projects.



Faculty of Technology, Delhi University





# Landscape Working Consultant NMP Design

Nandita Parikh

With a focus on landscape and urban planning, NMP Design delivers outstanding designs enhancing environments through thoughtful integration with architecture and addressing climate and aesthetics.



# Design Consultant Vintech Consultant

Internationally recognized for structural design excellence, **VINTECH** provides personalized, quality services, pushing boundaries with innovative engineering solutions, accredited for its diversified and refined designs.





## MEP Services

# Sanelac


Senelac Consultants PVT. LTD. plays a pivotal role in Signature Global's projects by providing MEP (Mechanical, Electrical, Plumbing) consultancy solutions. As a trusted Services Design Consultant, they specialize in HVAC, Electrical, Fire Protection, Plumbing-Sanitary, Sewage and Water Treatment Plants, Integrated Building Management Systems and Fire Detection systems. Their expertise caters to diverse sectors, including Hospitality, Residential, Industrial, Commercial, Institutions and Health. Senelac's contribution ensures efficient and sustainable building services for Signature Global's developments.



# Green Building & Sustainability Consultant

## Aeon

AEON Integrated Building Design Consultants LLP is a consultancy firm engaged in the design of MEP and sustainability. The team members' association with the construction industry spans over 25 years and they have worked on electro-mechanical system design for over 2000 projects across India.



# Structural Proof Consultant Optimum Design

Specializing in structural engineering, Optimum Design delivers innovative yet economical solutions, catering to projects of all sizes and complexities with optimized performance for over 25 years.



# IGBC Gold Rated Project

- Sustainability in action.
- Water saving measures: Preserving precious resources.
- Energy saving features: Reducing electricity consumption.
- Embodied energy materials: Lower carbon footprint.
- Benefits: Lower costs - healthier living.



# Specifications




S.NO.	LOCATION	MATERIALS SPECIFICATION	BRANDS OPTION
1.	<b>LOUNGE/ FOYER/ LIVING/ DINING</b>		
	FLOORING & SKIRTING WALLS CEILING BOXING FOR INDOOR A.C UNIT	IMPORTED MARBLE ACRYLIC EMULSION PAINT ACRYLIC EMULSION PAINT CALCIUM SILICATE BOARD WITH MS FRAMEWORK	AS/ SELECTION ASIAN PAINTS/BERGER/ BRITISH PAINTS/ NEROLAC OR EQUIVALENT AS/ SELECTION
2.	<b>PUJA</b>		
	FLOORING & SKIRTING WALL SCEILING	IMPORTED MARBLE ACRYLIC EMULSION PAINT ACRYLIC EMULSION PAINT	AS/ SELECTION ASIAN PAINTS/BERGER/ BRITISH PAINTS/ NEROLAC OR EQUIVALENT
3.	<b>POWDER ROOM</b>		
	FLOORING & SKIRTING WALLS CEILING COUNTER FIXTURES CARPENTRY ACCESSORIES	IMPORTED MARBLE VITRIFIED GLOSSY TILES ACRYLIC EMULSION PAINT ON CEILING/MOISTURE-PROOF BOARD FALSE CEILING IMPORTED MARBLE /ENGINEERED STONE BRANDED MIRROR, VANITY CABINET TOILET PAPER HOLDER, TOWEL RING	AS/ SELECTION TILES - KAJARIA/ ORIENT BELL/ SIMPOLO/ SOMANY OR EQUIVALENT ASIAN PAINTS/BERGER/ BRITISH PAINTS/ NEROLAC OR EQUIVALENT AS/ SELECTION GROHE/ KOHLER/ JAQUAR/ TOTO OR EQUIVALENT AS/ VENDOR SELECTION JAQUAR/ AQUAVIVA/ CERA/ PARRYWARE(ROCA)/ KOHLER OR EQUIVALENT
4.	<b>MASTER BEDROOM</b>		
	FLOORING & SKIRTING WALLS CEILING BOXING FOR INDOOR A.C INDOOR UNIT WALK-IN-CLOSET INDOOR A.C UNIT	IMPORTED MARBLE ACRYLIC EMULSION PAINT ACRYLIC EMULSION PAINT CALCIUM SILICATE BOARD WITH MS FRAMEWORK MODULAR - PRELAMINATED SHUTTER AND CARCASS VRV/RF A.C UNIT	AS/ SELECTION ASIAN PAINTS/BERGER/ BRITISH PAINTS/ NEROLAC OR EQUIVALENT AS/ SELECTION AS/ VENDOR SELECTION - HAFELE ACCESSORIES OR EQUIVALENT DAIKIN/ SAMSUNG/ LG OR EQUIVALENT
5.	<b>MASTER TOILET</b>		
	FLOORING & SKIRTING WALLS CEILING COUNTER FIXTURES CARPENTRY ACCESSORIES SHOWER GLASS PARTITIONS	IMPORTED MARBLE STONE / VITRIFIED MATTE TILES ACRYLIC EMULSION PAINT ON CEILING/MOISTURE-PROOF BOARD FALSE CEILING IMPORTED MARBLE /ENGINEERED STONE BRANDED MEDICINE CABINET WITH MIRROR, VANITY CABINET TOILET PAPER HOLDER, TOWEL RING, TOWEL RACK, ROBE HOOK GLASS PARTITION WITHOUT DOOR	AS/ SELECTION TILES - KAJARIA/ ORIENT BELL/ SIMPOLO/ SOMANY OR EQUIVALENT ASIAN PAINTS/BERGER/ BRITISH PAINTS/ NEROLAC OR EQUIVALENT AS/ SELECTION GROHE/ KOHLER/ JAQUAR/ TOTO OR EQUIVALENT AS/ VENDOR SELECTION JAQUAR/ AQUAVIVA/ CERA/ PARRYWARE(ROCA)/ KOHLER OR EQUIVALENT MR.GLASS/ OZONE/ JAQUAR OR EQUIVALENT
6.	<b>OTHER BEDROOM</b>		
	FLOORING & SKIRTING WALLS CEILING BOXING INDOOR A.C UNIT	LAMINATED WOODEN FLOORING (AC4) ACRYLIC EMULSION PAINT ACRYLIC EMULSION PAINT CALCIUM SILICATE BOARD WITH MS FRAMEWORK VRV/VRF A.C UNIT	ACTION TESA/ GREENLAM/ PERGO/ CENTURY PLY OR EQUIVALENT ASIAN PAINTS/BERGER/ BRITISH PAINTS/ NEROLAC OR EQUIVALENT AS/ SELECTION DAIKIN/ SAMSUNG/ LG OR EQUIVALENT
7.	<b>OTHER TOILETS</b>		
	FLOORING & SKIRTING WALLS CEILING COUNTER FIXTURES CARPENTRY ACCESSORIES SHOWER GLASS PARTITIONS	VITRIFIED MATTE TILES VITRIFIED GLOSSY TILES UPTO FALSE CEILING ACRYLIC EMULSION PAINT ON CEILING/MOISTURE-PROOF BOARD FALSE CEILING IMPORTED MARBLE/ GRANITE/ ENGINEERED STONE BRANDED MEDICINE CABINET WITH MIRROR, VANITY CABINET TOILET PAPER HOLDER, TOWEL RING, TOWEL ROD, ROBE HOOK GLASS PARTITION WITHOUT DOOR	AS/ SELECTION TILES - KAJARIA/ ORIENT BELL/ SIMPOLO/ SOMANY OR EQUIVALENT ASIAN PAINTS/BERGER/ BRITISH PAINTS/ NEROLAC OR EQUIVALENT AS/ SELECTION GROHE/ KOHLER/ JAQUAR/ TOTO OR EQUIVALENT AS/ VENDOR SELECTION JAQUAR/ AQUAVIVA/ CERA/ PARRYWARE(ROCA)/ KOHLER OR EQUIVALENT MR.GLASS/ OZONE/ JAQUAR OR EQUIVALENT

Note : Flooring in mix design of marble, granite and tile. Accordingly, variations in shade and/ or size and/or colour and/or design of the tiles, motifs, mica etc. may occur.

S.NO.	LOCATION	MATERIALS SPECIFICATION	BRANDS OPTION
8.	<b>KITCHEN</b>		
	FLOORING & SKIRTING WALLS COUNTER CEILING FITTING & ACCESSORIES	IMPORTED MARBLE VITRIFIED GLOSSY TILES & ACRYLIC EMULSION PAINT GRANITE ACRYLIC EMULSION PAINT MODULAR CABINETARY WITH SOFT CLOSE TRAYS, HOB & CHIMNEY, REFRIGERATOR, BUILT-IN MICROWAVE, BUILT-IN OVEN, DISHWASHER, DOUBLE BOWL SINK WITH DRAIN BOARD, INSTANT GEYSER, RO	AS/ SELECTION KAJARIA/ ORIENT BELL/ SIMPOLO/ SOMANY OR EQUIVALENT AS/ SELECTION ASIAN PAINTS/BERGER/ BRITISH PAINTS/ NEROLAC OR EQUIVALENT HOB & CHIMNEY, REFRIGERATOR, BUILT-IN-MICROWAVE, BUILT-IN-OVEN, DISHWASHER: BOSCH/ SIEMENS/ LG/ SAMSUNG/ ELICA/WHIRLPOOL OR EQUIVALENT INSTANT GEYSER : A.O SMITH/ VENUS/ RACOLD OR EQUIVALENT RO : KENT/ EUREKA FORBES OR EQUIVALENT DOUBLE BOWL SINK -FRANKE/ JAYNA OR EQUIVALENT FAUCET - GROHE/KOHLER/AMERICAN STANDARDS OR EQUIVALENT
9.	<b>TYPICAL FLOOR LIFT &amp; STAIRCASE LOBBY</b>		
	FLOORING & SKIRTING WALLS CEILING	ANTI - SKID VITRIFIED TILES ENAMEL + SEMI- ACRYLIC PAINT ACRYLIC EMULSION PAINT	KAJARIA/ ORIENT BELL/ SIMPOLO/ SOMANY OR EQUIVALENT ASIAN PAINTS/BERGER/ BRITISH PAINTS/ NEROLAC OR EQUIVALENT
10.	<b>PRIVATE LIFT LOBBY</b>		
	FLOORING & SKIRTING WALLS CEILING	IMPORTED MARBLE ENAMEL + SEMI- ACRYLIC PAINT ACRYLIC EMULSION PAINT	KAJARIA/ ORIENT BELL/ SIMPOLO/ SOMANY OR EQUIVALENT ASIAN PAINTS/BERGER/ BRITISH PAINTS/ NEROLAC OR EQUIVALENT
11.	<b>SERVANT ROOM / UTILITY</b>		
	FLOORING & SKIRTING WALLS CEILING	ANTI - SKID VITRIFIED TILES ACRYLIC EMULSION PAINT ACRYLIC EMULSION PAINT	KAJARIA/ ORIENT BELL/ SIMPOLO/ SOMANY OR EQUIVALENT ASIAN PAINTS/BERGER/ BRITISH PAINTS/ NEROLAC OR EQUIVALENT
12.	<b>SERVANT ROOM TOILETS</b>		
	FLOORING & SKIRTING WALLS CEILING FITTING & FIXTURE	ANTI - SKID VITRIFIED TILES VITRIFIED TILES TILL 7'-0, ACRYLIC EMULSION PAINT ABOVE OIL BOUND DISTEMPER WASH BASIN WITH FAUCET, SHOWER DIVERTER	KAJARIA/ ORIENT BELL/ SIMPOLO/ SOMANY OR EQUIVALENT ASIAN PAINTS/BERGER/ BRITISH PAINTS/ NEROLAC OR EQUIVALENT CERA/ ROCA / HINDWARE OR EQUIVALENT
13.	<b>BALCONIES</b>		
	FLOORING WALLS CEILING RAILING - LIVING/DINING & BEDROOMS UTILITY PARAPET	MATTE TILES EXTERIOR GRADE ACRYLIC EMULSION PAINT WITH GYPSUM PLASTER SS + LAMINATED GLASS RCC / BLOCKWORK WITH RCC LINTEL	KAJARIA/ ORIENT BELL/ SIMPOLO/ SOMANY OR EQUIVALENT ASIAN PAINTS/BERGER/ BRITISH PAINTS/ NEROLAC OR EQUIVALENT AS/SELECTION NA
14.	<b>EXTERNAL DOOR WINDOW</b>		
		DGU -ENERGY EFFICIENT GLASS/TINTED/REFLECTIVE/CLEAR GLASS WITH ALUMINIUM FRAMES.	AS/VENDOR SELECTION
15.	<b>APARTMENT DOORS</b>		
		MAIN DOOR : 8 FEET HIGH VENEER/LAMINATED FLUSH DOOR SHUTTER, ARCHITRAVE & FRAME - PU PAINT, STEAM BEECH SOLID WOOD. OTHER DOORS : 8 FEET HIGH LAMINATED SHUTTER, FLUSH DOOR SHUTTERS, ARCHITRAVE & FRAME - HIGH GLOSS PU PAINT, SOLID WOOD.	NA
16.	<b>ELECRICAL SWITCHES</b>		
	APARTMENT SWITCHES SERVANT/UTILITY ROOM & TOILET	SMART SWITCHES NORMAL SWITCHES	PANASONIC/ SCHNEIDER/ LEGRAND/ ANCHOR/ L & T OR EQUIVALENT NORTH WEST/ ANCHOR/ HAVELLS/ WIPRO OR EQUIVALENT
17.	<b>AIR-CONDITIONING</b>		
		VRV/VRF	DAIKIN/ HITACHI/ BLUE STAR/ O GENERAL/ LG OR EQUIVALENT
18.	<b>TERRACE</b>		
		ANTI - SKID VITRIFIED TILES	
19.	<b>LIFT</b>		
		PASSENGER LIFT SERVICE LIFT PENTHOUSE INTERNAL LIFT PRIVATE LIFT FOR EACH TOWER / WING	OTIS/ KONE/ THYSSEN KRUPP/ SCHINDLER OR EQUIVALENT
20.	<b>SECURITY</b>		
		5 TIER - GATE/PERIMETER/PARKING/ LOBBY AND ENTRANCE DOOR, VDP AND DIGITAL SMART LOCK ON MAIN DOOR, SECURED ACCESS FOR LIFTS AND LIFT LOBBIES, ACCESS CONTROLLED RECEPTION AREA IN ALL TOWERS, CCTV SURVEILLANCE INCLUDING LIFTS, FIRE DETECTION & SPRINKLER SYSTEM AND GAS LEAKAGE DETECTORS IN APARTMENTS.	ONE TOUCH/ ALBA URMET OR EQUIVALENT
21.	<b>AUTOMATION</b>		
		PROVISION FOR LIGHTING PROVISION FOR CURTAINS & VDP THROUGH CUSTOMIZED APP.	

All products, names, logos, brands, trademarks are properties of their respective owners. Product of other companies may also be used. However, priority will be given to the aforesaid brands/companies.



# Thank you

SIGNATUREGLOBAL (INDIA) LIMITED | CIN: L70100DL2000PLC104787

RERA REGISTRATION NO.: RC/REP/HARERA/GGM/831/563/2024/58 DATED 03.06.2024 | [WWW.HARYANARERA.GOV.IN]

Disclaimer :

Promoter urges every applicant to inspect the project site and shall not merely rely upon any architectural impression, plan, sales brochure, **advertisements, representations, statements of whatsoever nature** and, therefore, requests to make personal judgment prior to submitting an application for allotment. The Project is being developed in phases, hence, certain facilities/amenities etc, may be used by allottee of other phases. Unless otherwise stated, all the images, visuals, materials and information contained herein are purely creative/artistic and may not be actual representations of the product and/or any amenities. Further, the actual design may vary in the fit and finished form, from the one displayed above. Journey time shown, if any, is based upon Google Maps which may vary as per the traffic at a relevant point of time.

The dimensions specified are inclusive of wall-to-wall measurements, excluding finishing margins. Potential offsets within rooms may occur due to structural elements.

\*Rate mentioned above does not include GST and other statutory charges, if applicable. T & C Apply. 1 sq. mt. = 10.7639 sq. ft.